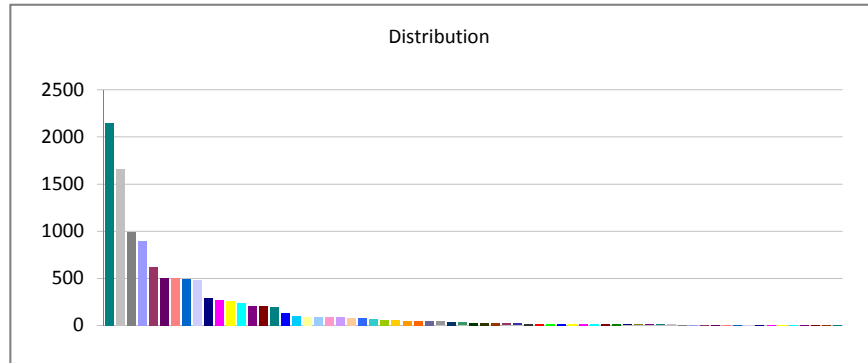
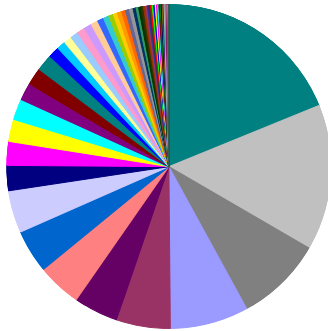




Report Distribution - (07/20/2010 06:29:12) All Reports - In The Last 90 Days - All Shifts - All Authors

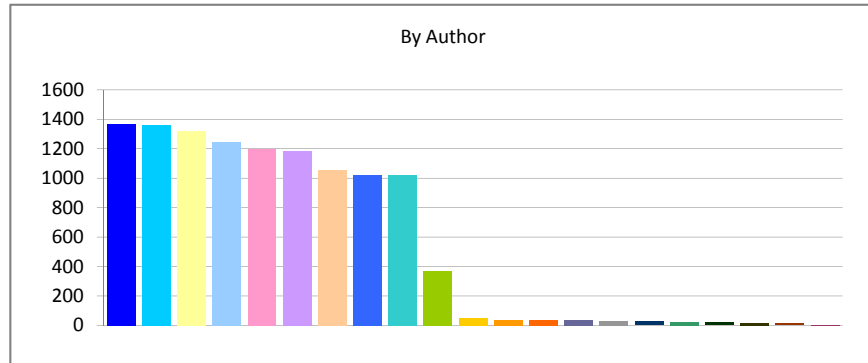
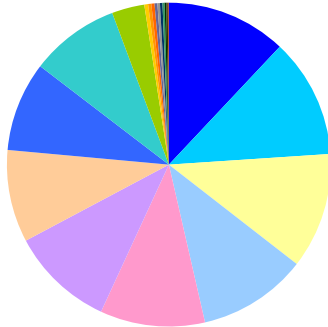


Report Type	Total	Percent
ETU Check	2149	18.85%
Property Check	1656	14.53%
Fill	986	8.65%
Escort (10-14)	892	7.82%
Table Games	615	5.39%
On Duty	504	4.42%
Lunch Break	502	4.40%
Off Duty	492	4.32%
TR Machine	483	4.24%
DVR Check	285	2.50%
Shift Change	270	2.37%
Slot Machine Drop	252	2.21%
Softcount Room	238	2.09%
Cash Cage	198	1.74%
Jackpot Paid	197	1.73%
Surveillance Room	190	1.67%
Patron Medical	127	1.11%
ATM Drop	97	0.85%
Table Games Box Drop	91	0.80%
End of Day	91	0.80%
Start of Day	90	0.79%
Code A	89	0.78%
Video Review	80	0.70%
Code C	72	0.63%
Property Info	65	0.57%
Police Activity	53	0.46%
Slot Unsecured Door	50	0.44%
Employee Medical	49	0.43%
Slot PM	45	0.39%
Ticket Theft	44	0.39%
Permanent Ban	43	0.38%
Cut Off	34	0.30%
30 Day Ban	29	0.25%
Variance	28	0.25%
BOLO Alert	27	0.24%
Pass On Logs	23	0.20%
Credit	20	0.18%
Self Ban	19	0.17%
Surveillance Room Equipment	18	0.16%
Suspicious Activity	18	0.16%
Theft	18	0.16%
Counterfeit Currency	15	0.13%

Vehicle Collision	15	0.13%
Safekeeping	15	0.13%
Vehicle Theft	13	0.11%
Void	13	0.11%
Payphone Drop	13	0.11%
Liability Assessment	10	0.09%
Policy Info	9	0.08%
Employee Harassment	8	0.07%
Panhandling	8	0.07%
Slot Maintenance	7	0.06%
Yield Audit	6	0.05%
Dine and Dash	6	0.05%
Property damage	5	0.04%
Vandalism	5	0.04%
Intoxicated Patron	4	0.04%
Slot Machine Audit	3	0.03%
Patron Dispute	3	0.03%
Physical Altercation	3	0.03%
Questionable Practice	2	0.02%
Drop Team	2	0.02%
Disorderly Conduct	2	0.02%
Loitering	2	0.02%
VOID ENTRY	1	0.01%
Pass On Logs	1	0.01%
SOR Report	1	0.01%
Total: 11401		100.00%



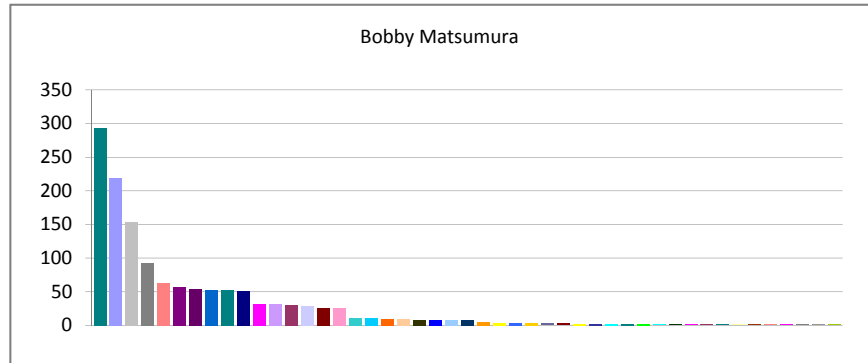
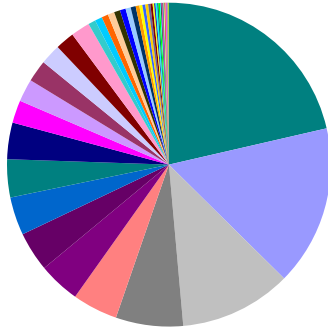
Report Distribution - (07/20/2010 06:29:12) All Reports - In The Last 90 Days - All Shifts - All Authors



Report Type	Total	Percent
Bobby Matsumura	1369	12.01%
Reginald Sherry	1361	11.94%
Roger Cain	1318	11.56%
Sam Kieffer	1243	10.90%
Michael Anderson	1194	10.47%
John Ledezma	1180	10.35%
Benny Allen	1050	9.21%
Michael Jones	1021	8.96%
Franklin Marshal	1017	8.92%
Michael Lee	370	3.25%
Ricky Wheeler	45	0.39%
Jason Riffel	36	0.32%
Robert Kilgore	36	0.32%
David Davis	32	0.28%
Roberto Hawkins	29	0.25%
Vincent Devore	28	0.25%
Nicholas Fortney	24	0.21%
Martin Perryman	20	0.18%
Jose Cruz	15	0.13%
John Moore	12	0.11%
Casey Craig	1	0.01%
Total:	11401	100.00%



Bobby Matsumura - (07/20/2010 06:29:12) All Reports - In The Last 90 Days - All Shifts - All Authors

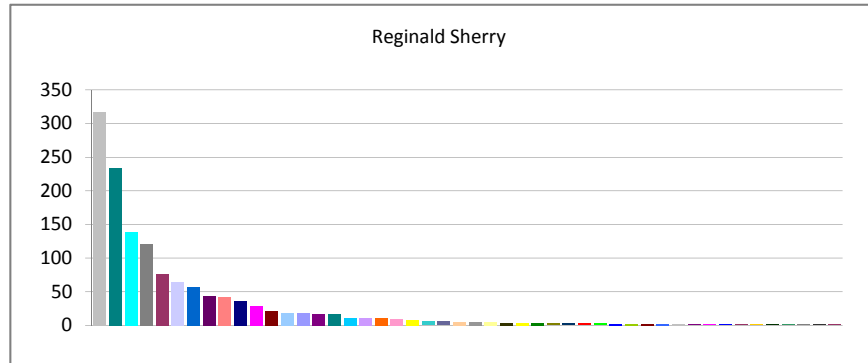
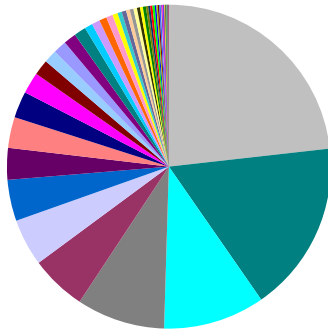


Report Type	Total	Percent
ETU Check	293	21.40%
Escort (10-14)	219	16.00%
Property Check	153	11.18%
Fill	92	6.72%
Lunch Break	62	4.53%
Cash Cage	57	4.16%
On Duty	54	3.94%
Off Duty	52	3.80%
Surveillance Room	52	3.80%
DVR Check	50	3.65%
Shift Change	31	2.26%
Code A	31	2.26%
Table Games	30	2.19%
TR Machine	28	2.05%
Jackpot Paid	26	1.90%
Start of Day	26	1.90%
Property Info	10	0.73%
ATM Drop	10	0.73%
Slot PM	9	0.66%
Video Review	9	0.66%
BOLO Alert	8	0.58%
Patron Medical	8	0.58%
End of Day	7	0.51%
Cut Off	7	0.51%
Employee Medical	5	0.37%
Vehicle Collision	4	0.29%
Code C	4	0.29%
Slot Unsecured Door	4	0.29%
Ticket Theft	3	0.22%
Void	3	0.22%
Slot Machine Drop	2	0.15%
Self Ban	2	0.15%
Softcount Room	2	0.15%
Panhandling	2	0.15%
Theft	2	0.15%
Vehicle Theft	1	0.07%
Variance	1	0.07%
Safekeeping	1	0.07%
Credit	1	0.07%
SOR Report	1	0.07%
Table Games Box Drop	1	0.07%
Pass On Logs	1	0.07%

Intoxicated Patron	1	0.07%
Questionable Practice	1	0.07%
Yield Audit	1	0.07%
Permanent Ban	1	0.07%
Police Activity	1	0.07%
Total: 1369		100.00%



Reginald Sherry - (07/20/2010 06:29:12) All Reports - In The Last 90 Days - All Shifts - All Authors

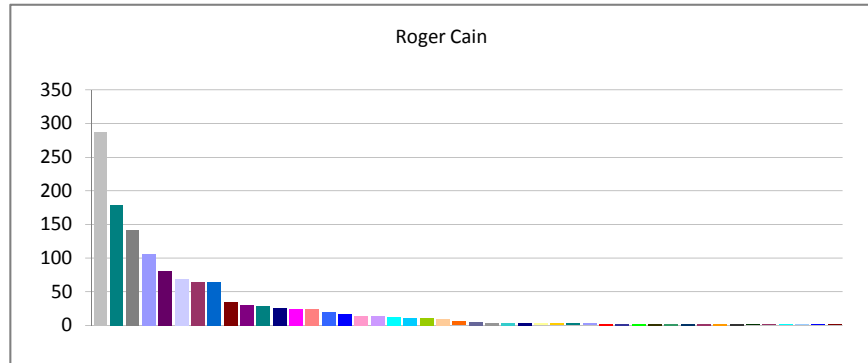
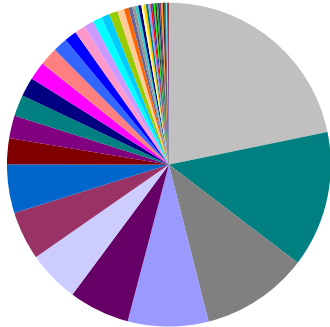


Report Type	Total	Percent
Property Check	316	23.22%
ETU Check	233	17.12%
Softcount Room	138	10.14%
Fill	120	8.82%
Table Games	76	5.58%
TR Machine	64	4.70%
Off Duty	56	4.11%
On Duty	43	3.16%
Lunch Break	42	3.09%
DVR Check	36	2.65%
Shift Change	29	2.13%
Jackpot Paid	21	1.54%
End of Day	18	1.32%
Escort (10-14)	18	1.32%
Cash Cage	17	1.25%
Surveillance Room	16	1.18%
ATM Drop	11	0.81%
Code A	11	0.81%
Slot PM	10	0.73%
Start of Day	9	0.66%
Slot Machine Drop	7	0.51%
Property Info	6	0.44%
Ticket Theft	6	0.44%
Video Review	5	0.37%
Permanent Ban	5	0.37%
Table Games Box Drop	5	0.37%
BOLO Alert	4	0.29%
Vehicle Collision	4	0.29%
Payphone Drop	4	0.29%
Policy Info	3	0.22%
Cut Off	3	0.22%
Suspicious Activity	3	0.22%
Theft	3	0.22%
Patron Medical	2	0.15%
Police Activity	2	0.15%
Void	2	0.15%
Code C	2	0.15%
Slot Maintenance	1	0.07%
Loitering	1	0.07%
Safekeeping	1	0.07%
Counterfeit Currency	1	0.07%
Property damage	1	0.07%

Slot Unsecured Door	1	0.07%
Variance	1	0.07%
30 Day Ban	1	0.07%
Yield Audit	1	0.07%
Surveillance Room Equipment	1	0.07%
Credit	1	0.07%
Total: 1361		100.00%



Roger Cain - (07/20/2010 06:29:12) All Reports - In The Last 90 Days - All Shifts - All Authors

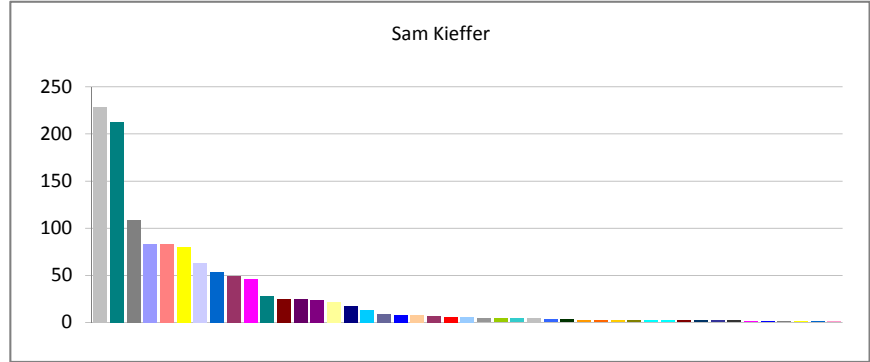
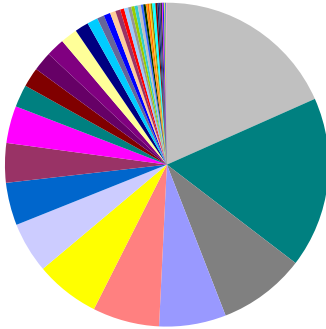


Report Type	Total	Percent
Property Check	287	21.78%
ETU Check	179	13.58%
Fill	141	10.70%
Escort (10-14)	106	8.04%
On Duty	80	6.07%
TR Machine	68	5.16%
Table Games	64	4.86%
Off Duty	64	4.86%
Jackpot Paid	34	2.58%
Cash Cage	30	2.28%
Surveillance Room	28	2.12%
DVR Check	25	1.90%
Shift Change	24	1.82%
Lunch Break	24	1.82%
Code C	19	1.44%
Patron Medical	16	1.21%
Start of Day	14	1.06%
Code A	13	0.99%
Softcount Room	12	0.91%
ATM Drop	11	0.83%
Police Activity	11	0.83%
Video Review	9	0.68%
Slot PM	6	0.46%
Ticket Theft	5	0.38%
Permanent Ban	4	0.30%
Property Info	4	0.30%
Liability Assessment	4	0.30%
Table Games Box Drop	3	0.23%
Slot Unsecured Door	3	0.23%
Panhandling	3	0.23%
Dine and Dash	3	0.23%
Suspicious Activity	2	0.15%
Self Ban	2	0.15%
Theft	2	0.15%
BOLO Alert	2	0.15%
30 Day Ban	2	0.15%
Cut Off	2	0.15%
Property damage	2	0.15%
Employee Medical	2	0.15%
Surveillance Room Equipment	2	0.15%
Variance	1	0.08%
Credit	1	0.08%




Vehicle Theft	1	0.08%
End of Day	1	0.08%
Counterfeit Currency	1	0.08%
Void	1	0.08%
Total: 1318		100.00%



Sam Kieffer - (07/20/2010 06:29:12) All Reports - In The Last 90 Days - All Shifts - All Authors

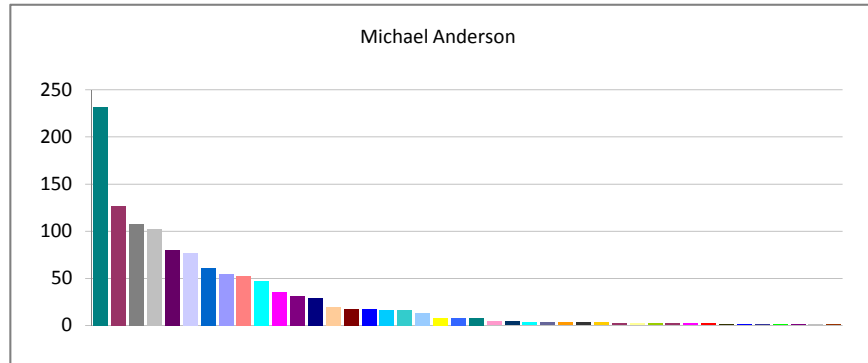
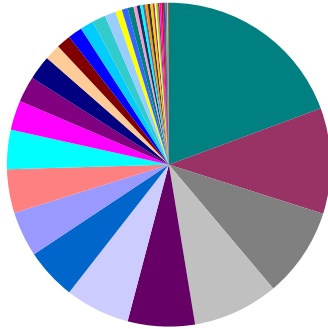


Report Type	Total	Percent
Property Check	228	18.34%
ETU Check	212	17.06%
Fill	108	8.69%
Escort (10-14)	83	6.68%
Lunch Break	83	6.68%
Slot Machine Drop	80	6.44%
TR Machine	63	5.07%
Off Duty	53	4.26%
Table Games	49	3.94%
Shift Change	46	3.70%
Surveillance Room	28	2.25%
Jackpot Paid	24	1.93%
On Duty	24	1.93%
Cash Cage	23	1.85%
Table Games Box Drop	21	1.69%
DVR Check	17	1.37%
ATM Drop	13	1.05%
Ticket Theft	9	0.72%
Patron Medical	8	0.64%
Video Review	7	0.56%
Credit	6	0.48%
Suspicious Activity	5	0.40%
End of Day	5	0.40%
Permanent Ban	4	0.32%
Police Activity	4	0.32%
Property Info	4	0.32%
Slot Maintenance	4	0.32%
Code C	3	0.24%
Variance	3	0.24%
Employee Medical	2	0.16%
Slot PM	2	0.16%
Slot Unsecured Door	2	0.16%
Policy Info	2	0.16%
Vehicle Theft	2	0.16%
Softcount Room	2	0.16%
Void	2	0.16%
Cut Off	2	0.16%
Self Ban	2	0.16%
Surveillance Room Equipment	2	0.16%
Safekeeping	1	0.08%
Counterfeit Currency	1	0.08%
Yield Audit	1	0.08%

 Drop Team	1	0.08%
 Slot Machine Audit	1	0.08%
 Start of Day	1	0.08%
<hr/>		
	Total: 1243	100.00%



Michael Anderson - (07/20/2010 06:29:12) All Reports - In The Last 90 Days - All Shifts - All Authors



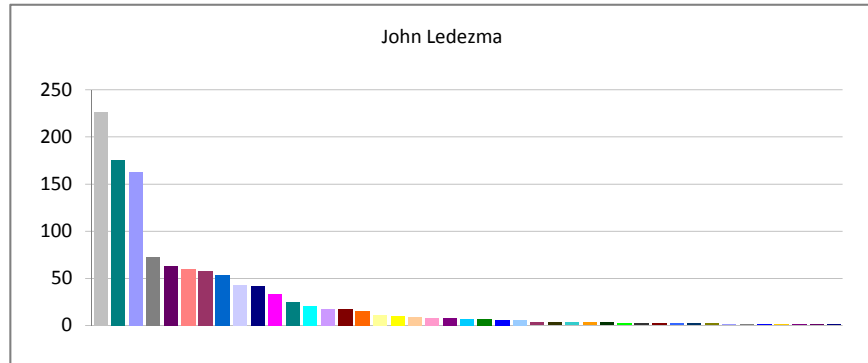
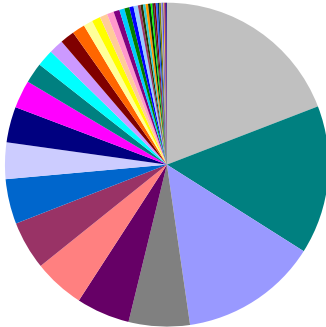
Report Type	Total	Percent
ETU Check	231	19.35%
Table Games	126	10.55%
Fill	107	8.96%
Property Check	102	8.54%
On Duty	80	6.70%
TR Machine	77	6.45%
Off Duty	61	5.11%
Escort (10-14)	54	4.52%
Lunch Break	52	4.36%
Softcount Room	47	3.94%
Shift Change	35	2.93%
Cash Cage	31	2.60%
DVR Check	29	2.43%
Video Review	19	1.59%
Jackpot Paid	17	1.42%
Patron Medical	17	1.42%
ATM Drop	16	1.34%
Property Info	16	1.34%
End of Day	13	1.09%
Slot Machine Drop	8	0.67%
Code C	7	0.59%
Surveillance Room	7	0.59%
Start of Day	4	0.34%
Cut Off	4	0.34%
Vehicle Theft	3	0.25%
Ticket Theft	3	0.25%
Employee Medical	3	0.25%
Surveillance Room Equipment	3	0.25%
Slot Unsecured Door	3	0.25%
Property damage	2	0.17%
Table Games Box Drop	2	0.17%
Police Activity	2	0.17%
Credit	2	0.17%
Safekeeping	2	0.17%
Suspicious Activity	2	0.17%
BOLO Alert	1	0.08%
Counterfeit Currency	1	0.08%
Self Ban	1	0.08%
Theft	1	0.08%
Employee Harassment	1	0.08%
Slot Maintenance	1	0.08%
Pass On Logs	1	0.08%

Total: 1194

100.00%



John Ledezma - (07/20/2010 06:29:12) All Reports - In The Last 90 Days - All Shifts - All Authors



Report Type	Total	Percent
Property Check	226	19.15%
ETU Check	175	14.83%
Escort (10-14)	162	13.73%
Fill	72	6.10%
On Duty	63	5.34%
Lunch Break	60	5.08%
Table Games	57	4.83%
Off Duty	53	4.49%
TR Machine	43	3.64%
DVR Check	42	3.56%
Shift Change	33	2.80%
Surveillance Room	24	2.03%
Softcount Room	20	1.69%
Code A	17	1.44%
Jackpot Paid	17	1.44%
Slot PM	15	1.27%
Table Games Box Drop	11	0.93%
Slot Machine Drop	10	0.85%
Video Review	9	0.76%
Start of Day	8	0.68%
Cash Cage	7	0.59%
ATM Drop	6	0.51%
Payphone Drop	6	0.51%
Patron Medical	5	0.42%
End of Day	5	0.42%
Credit	3	0.25%
BOLO Alert	3	0.25%
Property Info	3	0.25%
Employee Medical	3	0.25%
Variance	3	0.25%
Theft	2	0.17%
Surveillance Room Equipment	2	0.17%
Void	2	0.17%
Code C	2	0.17%
Cut Off	2	0.17%
Policy Info	2	0.17%
Dine and Dash	1	0.08%
Yield Audit	1	0.08%
Counterfeit Currency	1	0.08%
Slot Unsecured Door	1	0.08%
Employee Harassment	1	0.08%
Vandalism	1	0.08%

■ Liability Assessment

1

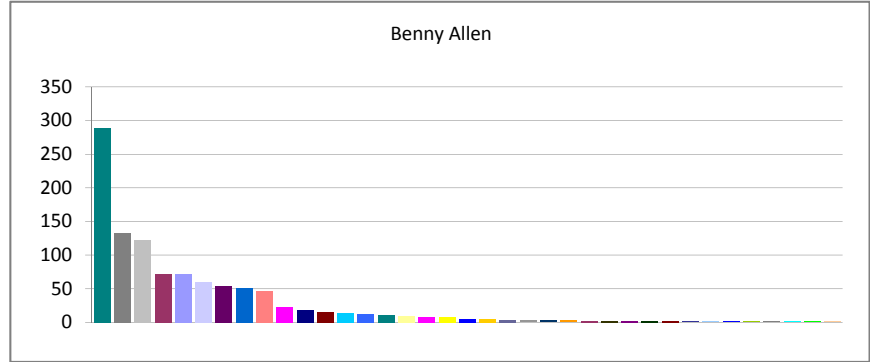
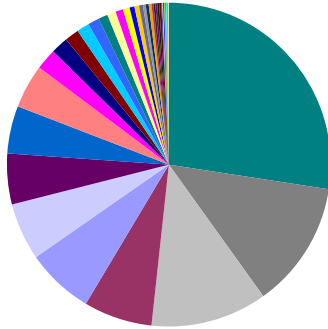
0.08%

Total: 1180

100.00%



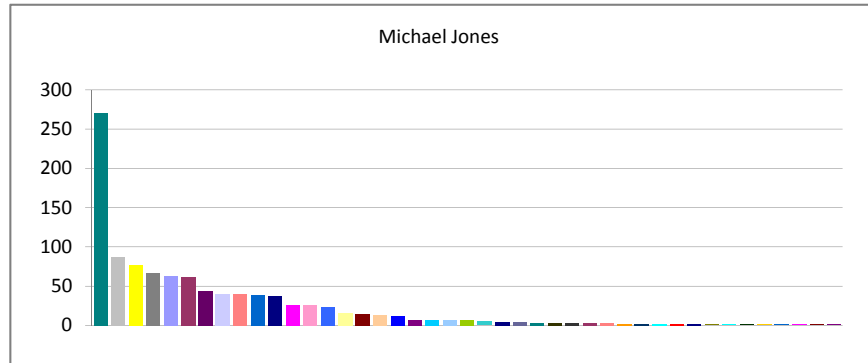
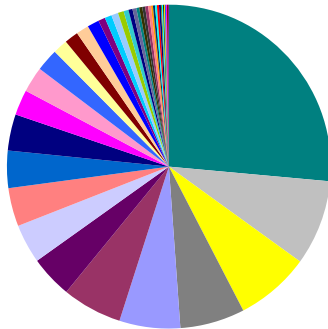
Benny Allen - (07/20/2010 06:29:12) All Reports - In The Last 90 Days - All Shifts - All Authors



Report Type	Total	Percent
ETU Check	288	27.43%
Fill	133	12.67%
Property Check	122	11.62%
Table Games	72	6.86%
Escort (10-14)	71	6.76%
TR Machine	60	5.71%
On Duty	53	5.05%
Off Duty	50	4.76%
Lunch Break	46	4.38%
Shift Change	22	2.10%
DVR Check	18	1.71%
Jackpot Paid	15	1.43%
ATM Drop	13	1.24%
Code C	12	1.14%
Surveillance Room	10	0.95%
Table Games Box Drop	9	0.86%
Safekeeping	8	0.76%
Slot Machine Drop	7	0.67%
Patron Medical	5	0.48%
Slot Unsecured Door	5	0.48%
Ticket Theft	4	0.38%
Permanent Ban	3	0.29%
Cut Off	3	0.29%
Employee Medical	3	0.29%
Credit	2	0.19%
BOLO Alert	2	0.19%
Cash Cage	2	0.19%
Variance	2	0.19%
Void	2	0.19%
Self Ban	1	0.10%
End of Day	1	0.10%
Counterfeit Currency	1	0.10%
Police Activity	1	0.10%
Yield Audit	1	0.10%
Disorderly Conduct	1	0.10%
Theft	1	0.10%
Video Review	1	0.10%
Total:	1050	100.00%



Michael Jones - (07/20/2010 06:29:12) All Reports - In The Last 90 Days - All Shifts - All Authors



Report Type	Total	Percent
ETU Check	270	26.44%
Property Check	87	8.52%
Slot Machine Drop	76	7.44%
Fill	66	6.46%
Escort (10-14)	62	6.07%
Table Games	61	5.97%
On Duty	43	4.21%
TR Machine	40	3.92%
Lunch Break	39	3.82%
Off Duty	38	3.72%
DVR Check	37	3.62%
Shift Change	26	2.55%
Start of Day	26	2.55%
Code C	23	2.25%
Table Games Box Drop	15	1.47%
Jackpot Paid	14	1.37%
Video Review	13	1.27%
Patron Medical	12	1.18%
Cash Cage	7	0.69%
ATM Drop	7	0.69%
End of Day	7	0.69%
Police Activity	6	0.59%
Property Info	5	0.49%
Liability Assessment	4	0.39%
Ticket Theft	4	0.39%
Surveillance Room	3	0.29%
BOLO Alert	3	0.29%
Surveillance Room Equipment	3	0.29%
Credit	3	0.29%
Intoxicated Patron	3	0.29%
Employee Medical	2	0.20%
Cut Off	2	0.20%
Vehicle Theft	2	0.20%
Suspicious Activity	2	0.20%
Physical Altercation	2	0.20%
Policy Info	1	0.10%
Disorderly Conduct	1	0.10%
Variance	1	0.10%
Slot Unsecured Door	1	0.10%
Slot Machine Audit	1	0.10%
Safekeeping	1	0.10%
Void	1	0.10%

■ Loitering

1

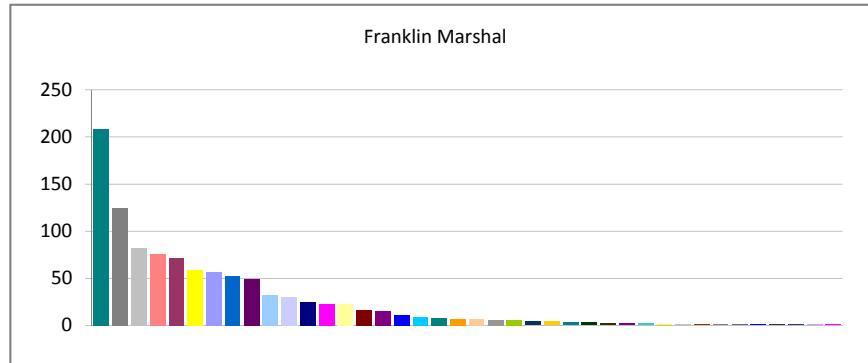
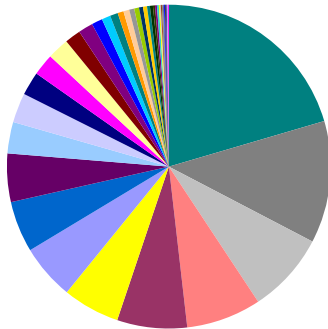
0.10%

Total: 1021

100.00%



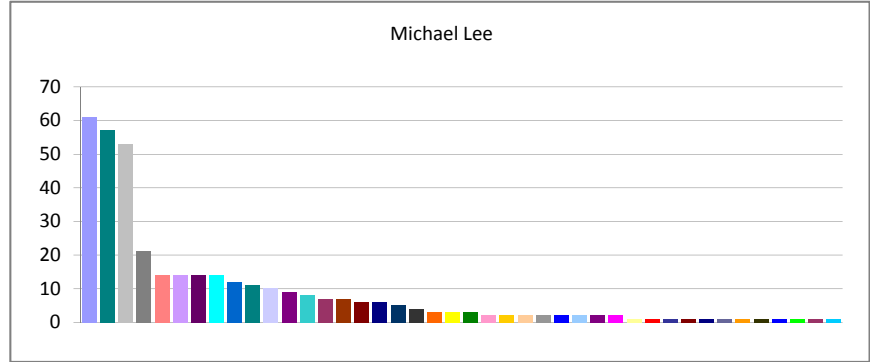
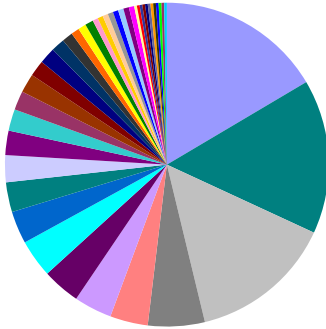
Franklin Marshal - (07/20/2010 06:29:12) All Reports - In The Last 90 Days - All Shifts - All Authors



Report Type	Total	Percent
ETU Check	208	20.45%
Fill	124	12.19%
Property Check	82	8.06%
Lunch Break	76	7.47%
Table Games	71	6.98%
Slot Machine Drop	58	5.70%
Escort (10-14)	56	5.51%
Off Duty	52	5.11%
On Duty	49	4.82%
End of Day	32	3.15%
TR Machine	30	2.95%
DVR Check	24	2.36%
Shift Change	22	2.16%
Table Games Box Drop	22	2.16%
Jackpot Paid	16	1.57%
Cash Cage	15	1.47%
Patron Medical	11	1.08%
ATM Drop	9	0.88%
Surveillance Room	8	0.79%
Employee Medical	6	0.59%
Video Review	6	0.59%
Permanent Ban	5	0.49%
Police Activity	5	0.49%
Cut Off	4	0.39%
Slot Unsecured Door	4	0.39%
Panhandling	3	0.29%
Variance	3	0.29%
BOLO Alert	2	0.20%
Employee Harassment	2	0.20%
Property Info	2	0.20%
Vehicle Collision	1	0.10%
Slot Maintenance	1	0.10%
Pass On Logs	1	0.10%
Yield Audit	1	0.10%
Ticket Theft	1	0.10%
Counterfeit Currency	1	0.10%
Surveillance Room Equipment	1	0.10%
Self Ban	1	0.10%
Code A	1	0.10%
Safekeeping	1	0.10%
Total:	1017	100.00%



Michael Lee - (07/20/2010 06:29:12) All Reports - In The Last 90 Days - All Shifts - All Authors



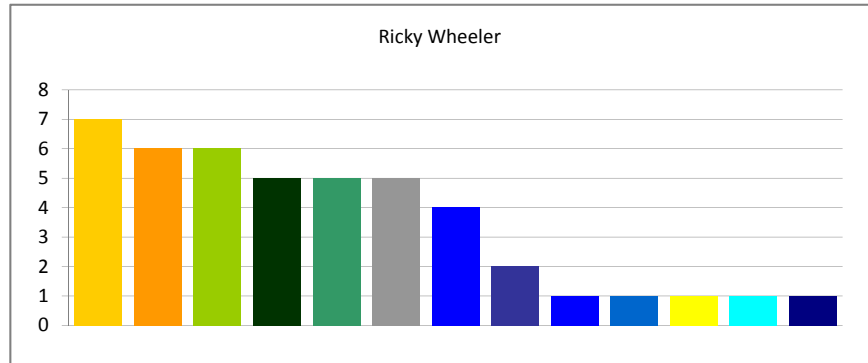
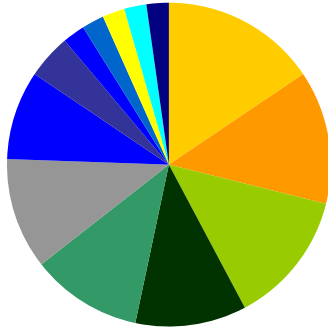
Report Type	Total	Percent
Escort (10-14)	61	16.49%
ETU Check	57	15.41%
Property Check	53	14.32%
Fill	21	5.68%
Lunch Break	14	3.78%
Code A	14	3.78%
On Duty	14	3.78%
Softcount Room	14	3.78%
Off Duty	12	3.24%
Surveillance Room	11	2.97%
TR Machine	10	2.70%
Cash Cage	9	2.43%
Property Info	8	2.16%
Table Games	7	1.89%
Pass On Logs	7	1.89%
Jackpot Paid	6	1.62%
DVR Check	6	1.62%
Cut Off	5	1.35%
Surveillance Room Equipment	4	1.08%
Slot PM	3	0.81%
Slot Machine Drop	3	0.81%
Payphone Drop	3	0.81%
Start of Day	2	0.54%
Slot Unsecured Door	2	0.54%
Video Review	2	0.54%
Permanent Ban	2	0.54%
Patron Medical	2	0.54%
End of Day	2	0.54%
Employee Harassment	2	0.54%
Shift Change	2	0.54%
Table Games Box Drop	1	0.27%
Suspicious Activity	1	0.27%
Self Ban	1	0.27%
VOID ENTRY	1	0.27%
Liability Assessment	1	0.27%
Ticket Theft	1	0.27%
Employee Medical	1	0.27%
BOLO Alert	1	0.27%
Counterfeit Currency	1	0.27%
Theft	1	0.27%
Credit	1	0.27%
ATM Drop	1	0.27%

Total: 370

100.00%



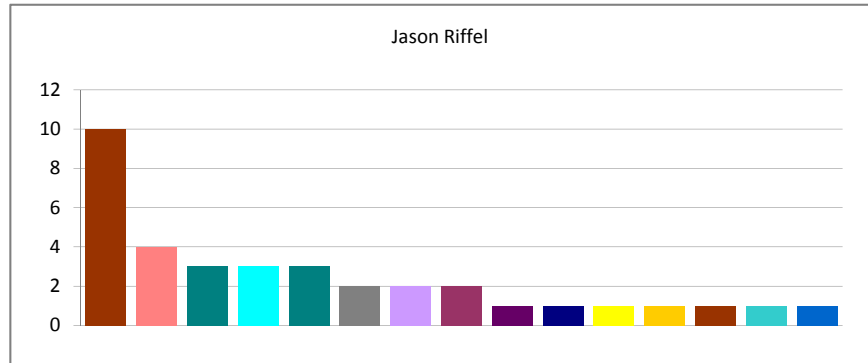
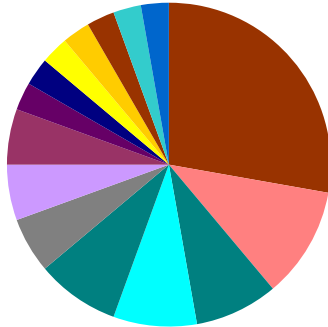
Ricky Wheeler - (07/20/2010 06:29:12) All Reports - In The Last 90 Days - All Shifts - All Authors



Report Type	Total	Percent
Slot Unsecured Door	7	15.56%
Employee Medical	6	13.33%
Police Activity	6	13.33%
Variance	5	11.11%
30 Day Ban	5	11.11%
Permanent Ban	5	11.11%
Patron Medical	4	8.89%
Self Ban	2	4.44%
Counterfeit Currency	1	2.22%
Slot Machine Audit	1	2.22%
Slot Machine Drop	1	2.22%
Vehicle Theft	1	2.22%
Physical Altercation	1	2.22%
Total:	45	100.00%



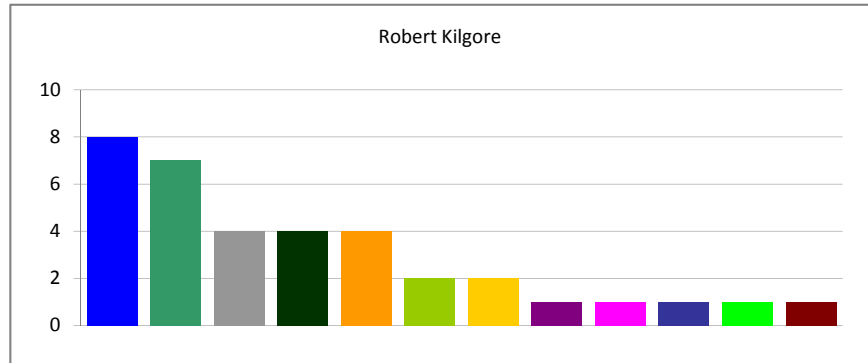
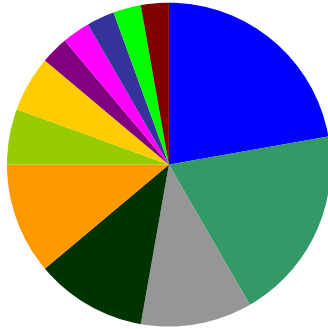
Jason Riffel - (07/20/2010 06:29:12) All Reports - In The Last 90 Days - All Shifts - All Authors



Report Type	Total	Percent
Pass On Logs	10	27.78%
Lunch Break	4	11.11%
Surveillance Room	3	8.33%
Softcount Room	3	8.33%
ETU Check	3	8.33%
Fill	2	5.56%
Code A	2	5.56%
Table Games	2	5.56%
On Duty	1	2.78%
DVR Check	1	2.78%
Drop Team	1	2.78%
Slot Unsecured Door	1	2.78%
Pass On Logs	1	2.78%
Property Info	1	2.78%
Off Duty	1	2.78%
Total:	36	100.00%



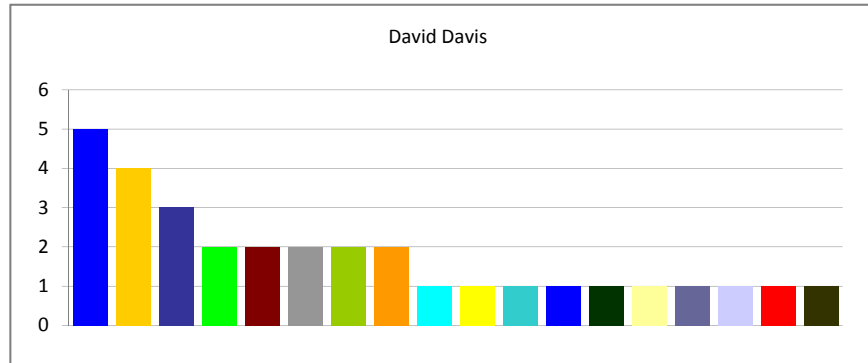
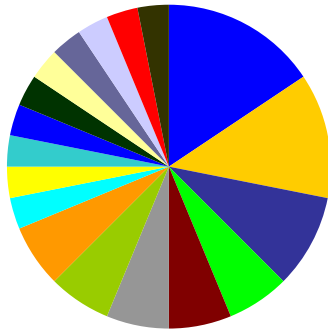
Robert Kilgore - (07/20/2010 06:29:12) All Reports - In The Last 90 Days - All Shifts - All Authors



Report Type	Total	Percent
Patron Medical	8	22.22%
30 Day Ban	7	19.44%
Permanent Ban	4	11.11%
Variance	4	11.11%
Employee Medical	4	11.11%
Police Activity	2	5.56%
Slot Unsecured Door	2	5.56%
Employee Harassment	1	2.78%
Questionable Practice	1	2.78%
Self Ban	1	2.78%
Theft	1	2.78%
Jackpot Paid	1	2.78%
Total:	36	100.00%



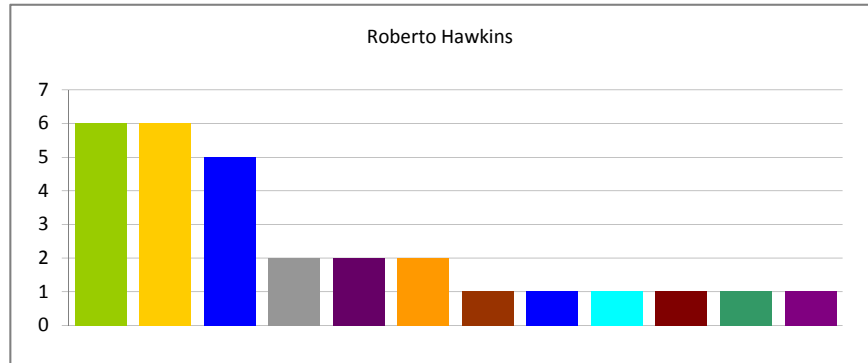
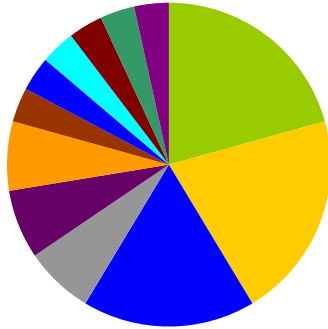
David Davis - (07/20/2010 06:29:12) All Reports - In The Last 90 Days - All Shifts - All Authors



Report Type	Total	Percent
Patron Medical	5	15.63%
Slot Unsecured Door	4	12.50%
Self Ban	3	9.38%
Theft	2	6.25%
Jackpot Paid	2	6.25%
Permanent Ban	2	6.25%
Police Activity	2	6.25%
Employee Medical	2	6.25%
Vehicle Theft	1	3.13%
Vehicle Collision	1	3.13%
Property Info	1	3.13%
Counterfeit Currency	1	3.13%
Variance	1	3.13%
Table Games Box Drop	1	3.13%
Ticket Theft	1	3.13%
Patron Dispute	1	3.13%
Suspicious Activity	1	3.13%
BOLO Alert	1	3.13%
Total:	32	100.00%



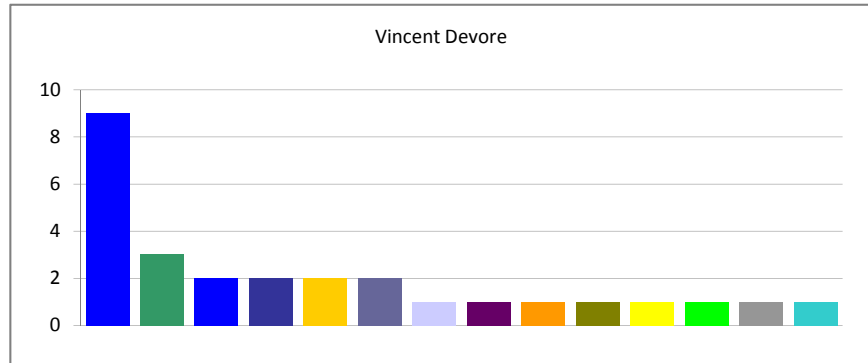
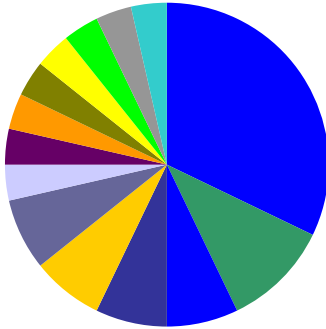
Roberto Hawkins - (07/20/2010 06:29:12) All Reports - In The Last 90 Days - All Shifts - All Authors



Report Type	Total	Percent
Police Activity	6	20.69%
Slot Unsecured Door	6	20.69%
Patron Medical	5	17.24%
Permanent Ban	2	6.90%
Vandalism	2	6.90%
Employee Medical	2	6.90%
Pass On Logs	1	3.45%
Counterfeit Currency	1	3.45%
Vehicle Theft	1	3.45%
Jackpot Paid	1	3.45%
30 Day Ban	1	3.45%
Employee Harassment	1	3.45%
Total:	29	100.00%



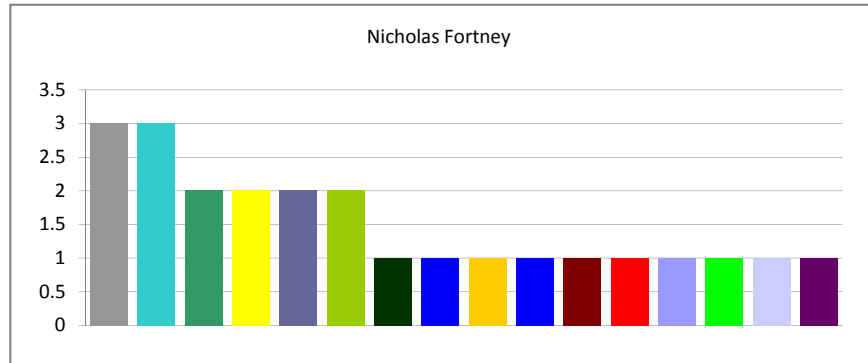
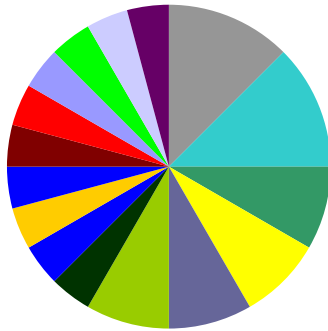
Vincent Devore - (07/20/2010 06:29:12) All Reports - In The Last 90 Days - All Shifts - All Authors



Report Type	Total	Percent
Patron Medical	9	32.14%
30 Day Ban	3	10.71%
Counterfeit Currency	2	7.14%
Self Ban	2	7.14%
Slot Unsecured Door	2	7.14%
Ticket Theft	2	7.14%
Patron Dispute	1	3.57%
Vandalism	1	3.57%
Employee Medical	1	3.57%
Policy Info	1	3.57%
Vehicle Collision	1	3.57%
Theft	1	3.57%
Permanent Ban	1	3.57%
Property Info	1	3.57%
Total:	28	100.00%



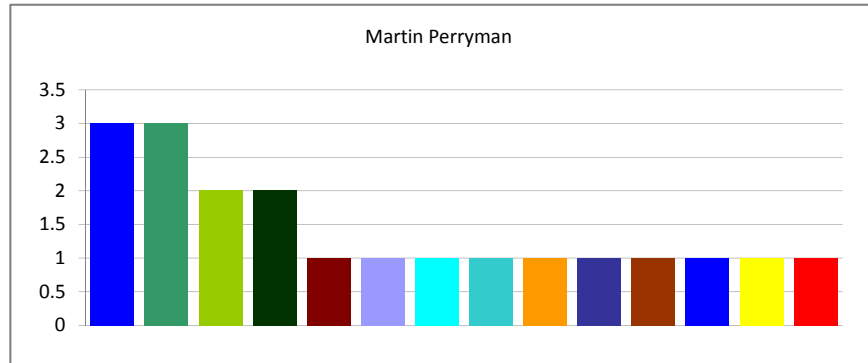
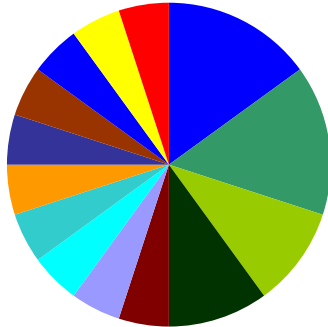
Nicholas Fortney - (07/20/2010 06:29:12) All Reports - In The Last 90 Days - All Shifts - All Authors



Report Type	Total	Percent
Permanent Ban	3	12.50%
Property Info	3	12.50%
30 Day Ban	2	8.33%
Vehicle Collision	2	8.33%
Ticket Theft	2	8.33%
Police Activity	2	8.33%
Variance	1	4.17%
Patron Medical	1	4.17%
Slot Unsecured Door	1	4.17%
Counterfeit Currency	1	4.17%
Jackpot Paid	1	4.17%
Suspicious Activity	1	4.17%
Dine and Dash	1	4.17%
Theft	1	4.17%
Patron Dispute	1	4.17%
Vandalism	1	4.17%
Total:	24	100.00%



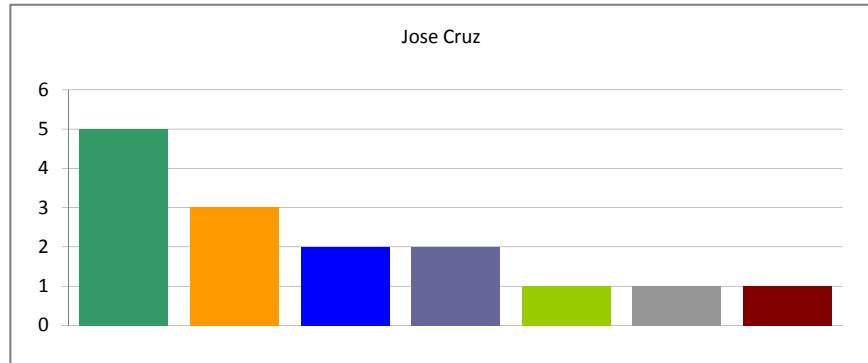
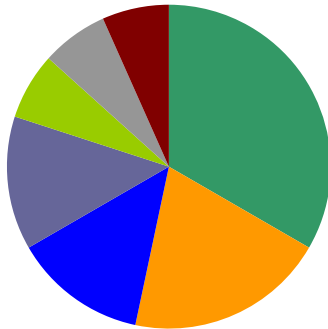
Martin Perryman - (07/20/2010 06:29:12) All Reports - In The Last 90 Days - All Shifts - All Authors



Report Type	Total	Percent
Patron Medical	3	15.00%
30 Day Ban	3	15.00%
Police Activity	2	10.00%
Variance	2	10.00%
Jackpot Paid	1	5.00%
Dine and Dash	1	5.00%
Vehicle Theft	1	5.00%
Property Info	1	5.00%
Employee Medical	1	5.00%
Self Ban	1	5.00%
Pass On Logs	1	5.00%
Counterfeit Currency	1	5.00%
Vehicle Collision	1	5.00%
Suspicious Activity	1	5.00%
Total:	20	100.00%



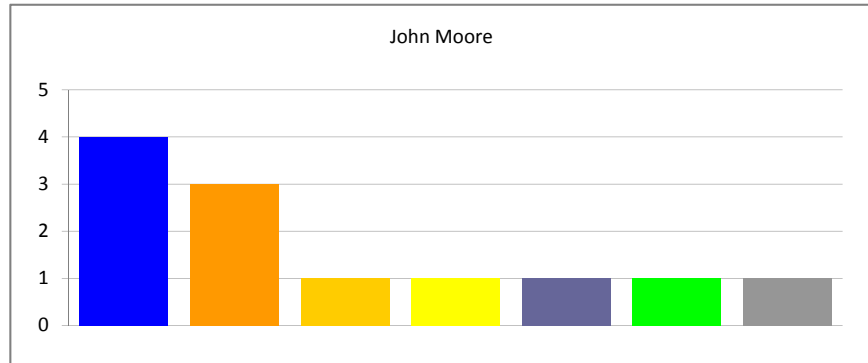
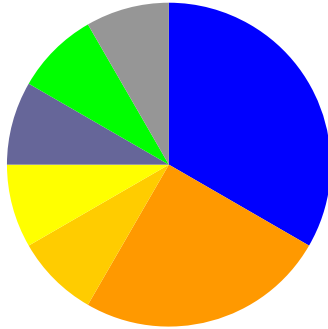
Jose Cruz - (07/20/2010 06:29:12) All Reports - In The Last 90 Days - All Shifts - All Authors



Report Type	Total	Percent
30 Day Ban	5	33.33%
Employee Medical	3	20.00%
Patron Medical	2	13.33%
Ticket Theft	2	13.33%
Police Activity	1	6.67%
Permanent Ban	1	6.67%
Jackpot Paid	1	6.67%
Total:	15	100.00%




John Moore - (07/20/2010 06:29:12) All Reports - In The Last 90 Days - All Shifts - All Authors



Report Type	Total	Percent
Patron Medical	4	33.33%
Employee Medical	3	25.00%
Slot Unsecured Door	1	8.33%
Vehicle Collision	1	8.33%
Ticket Theft	1	8.33%
Theft	1	8.33%
Permanent Ban	1	8.33%
Total:	12	100.00%



Casey Craig - (07/20/2010 06:29:12) All Reports - In The Last 90 Days - All Shifts - All Authors



Report Type	Total	Percent
Pass On Logs	1	100.00%
Total:	1	100.00%